

## AFK & AFQ-Series

AXIAL FAN



## ***Axial fans “AFK & AFQ-200-900 series-***

### ***General Features-***

This series comprises 13 model sizes with impeller diameter 200,250,300,355,400,450,500,550,600, 630,710,800 and 900 mm all complete with new generation of external rotor motor. The wide range of electrical motors together with the possibility of using different blade angle specified which deliver an air flow range between 760 m<sup>3</sup>/hr and 27200 m<sup>3</sup>/hr.

### ***Technical Features-***

- Blade Mild Steel with powder coated in black color RAL 9005.
- Statically & dynamically balanced according to UNI ISO 1940.
- For AFQ, Mild steel wall plate painted RAL 9005.
- Supporting Mild steel wire grill with black powder coated.
- External rotor motor with die casted enclosure in aluminum alloy.
- All standard motor are class F insulation and IP44 protection.
- Condensation drain holes for horizontal or vertical mounting position.
- Motor are thermally protected.
- All the motors are designed for a nominal voltage of 220V (1 phase) & 380v (3 phase) 50 Hz, according to IEC 38. Different motor are available for other supply voltages.
- Motors are speed controlled by electronic or transformer voltage regulation.
- Sound pressure levels measured in a semi-reverberant room in accordance with AMCA 300 standard.
- Maximum operating relative humidity of 90%.
- Working temperature range -40°C to 60°C.

Technical Detail-

| <b>Fan Model</b> | <b>Voltage</b> | <b>Air Flow</b> | <b>Power Input</b> | <b>Speed</b> | <b>Rate Current</b> | <b>Noise</b> | <b>Weight</b> |
|------------------|----------------|-----------------|--------------------|--------------|---------------------|--------------|---------------|
| <b>AFK/AFQ</b>   | <b>(VAC)</b>   | <b>(CMH)</b>    | <b>(W)</b>         | <b>(RPM)</b> | <b>(A)</b>          | <b>(dBA)</b> | <b>(Kg)</b>   |
| 200-1F-2P        | 220            | 760             | 67                 | 2500         | 0.24                | 66           | 2.3           |
| 250-1F-2P        | 220            | 1580            | 120                | 2650         | 0.51                | 68           | 2.8           |
| 250-1F-4P        | 220            | 1100            | 50                 | 1400         | 0.24                | 54           | 2.8           |
| 300-1F-4P        | 220            | 1810            | 90                 | 1380         | 0.43                | 59           | 3             |
| 350-1F-4P        | 220            | 3150            | 150                | 1380         | 0.7                 | 64           | 5             |
| 400-1F-4P        | 220            | 4235            | 195                | 1400         | 0.91                | 69           | 6             |
| 450-1F-4P        | 220            | 5580            | 230                | 1380         | 1.08                | 68           | 8             |
| 500-1F-4P        | 220            | 8760            | 520                | 1390         | 2.3                 | 72           | 9.8           |
| 550-1F-4P        | 220            | 10600           | 550                | 1410         | 2.6                 | 76           | 11.5          |
| 630-1F-4P        | 220            | 13500           | 780                | 1410         | 3.6                 | 77           | 15            |
| 630-1F-6P        | 220            | 12000           | 540                | 930          | 3.5                 | 72           | 15            |
| 300-3F-4P        | 415            | 1810            | 90                 | 1380         | 0.29                | 59           | 3             |
| 350-3F-4P        | 415            | 3150            | 150                | 1380         | 0.37                | 64           | 5             |
| 400-3F-4P        | 415            | 4235            | 190                | 1400         | 0.48                | 69           | 6             |
| 450-3F-4P        | 415            | 5580            | 240                | 1380         | 0.60                | 68           | 8             |
| 500-3F-4P        | 415            | 8760            | 520                | 1390         | 1.2                 | 72           | 9.6           |
| 550-3F-4P        | 415            | 10600           | 550                | 1410         | 1.24                | 76           | 11.5          |
| 600-3F-4P        | 415            | 11800           | 700                | 1380         | 1.45                | 76           | 13.5          |
| 630-3F-4P        | 415            | 13500           | 780                | 1410         | 1.65                | 77           | 15            |
| 710-3F-6P        | 415            | 15300           | 850                | 920          | 1.95                | 73           | 23            |
| 800-3F-6P        | 415            | 21500           | 1100               | 920          | 2.40                | 83           | 27            |
| 900-3F-6P        | 415            | 27200           | 1600               | 905          | 3.5                 | 85           | 33            |

Maximum Nominal Dimensions:-

AFK- Series:-

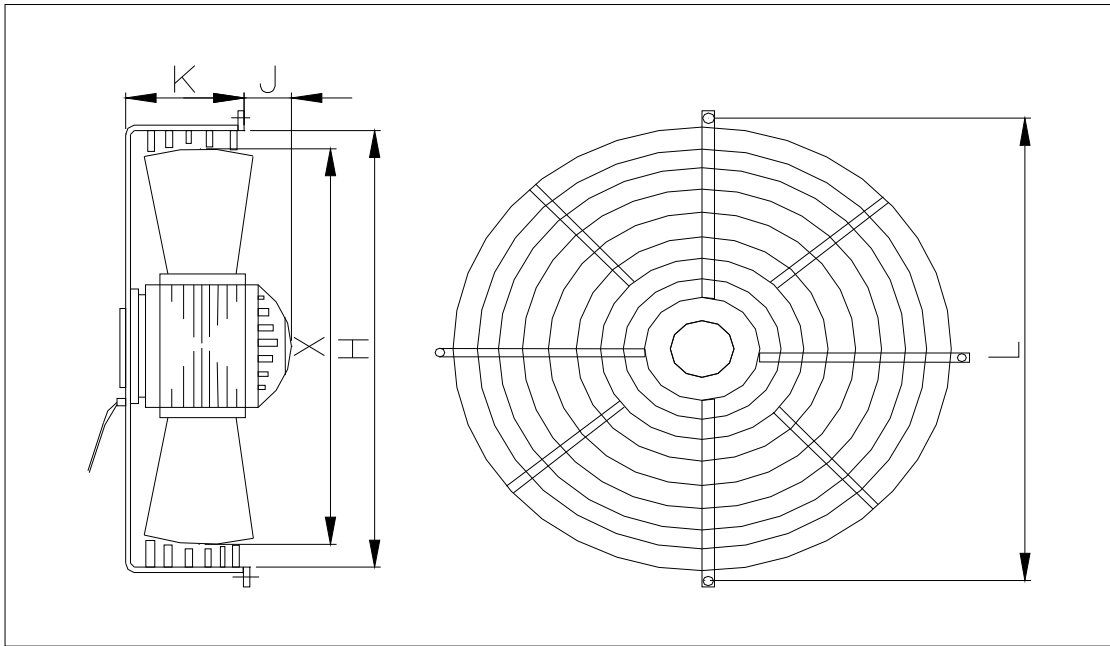
| <b>Fan model</b> | <b>X</b> | <b>H</b> | <b>K</b> | <b>J</b> | <b>L</b> |
|------------------|----------|----------|----------|----------|----------|
| 200              | 200      | 225      | 45       | 25       | 260      |
| 250              | 250      | 275      | 45       | 30       | 300      |
| 300              | 300      | 325      | 60       | 25       | 350      |
| 350              | 350      | 375      | 80       | 52       | 422      |
| 400              | 400      | 425      | 90       | 57       | 470      |
| 450              | 450      | 475      | 90       | 70       | 522      |
| 500              | 500      | 526      | 90       | 57       | 570      |
| 550              | 550      | 578      | 100      | 52       | 630      |
| 600              | 600      | 625      | 100      | 62       | 675      |
| 630              | 630      | 655      | 100      | 72       | 740      |
| 710              | 710      | 770      | 186      | 31       | 840      |
| 800              | 800      | 857      | 186      | 46       | 920      |
| 900              | 900      | 985      | 186      | 61       | 1075     |

AFQ- Series:-

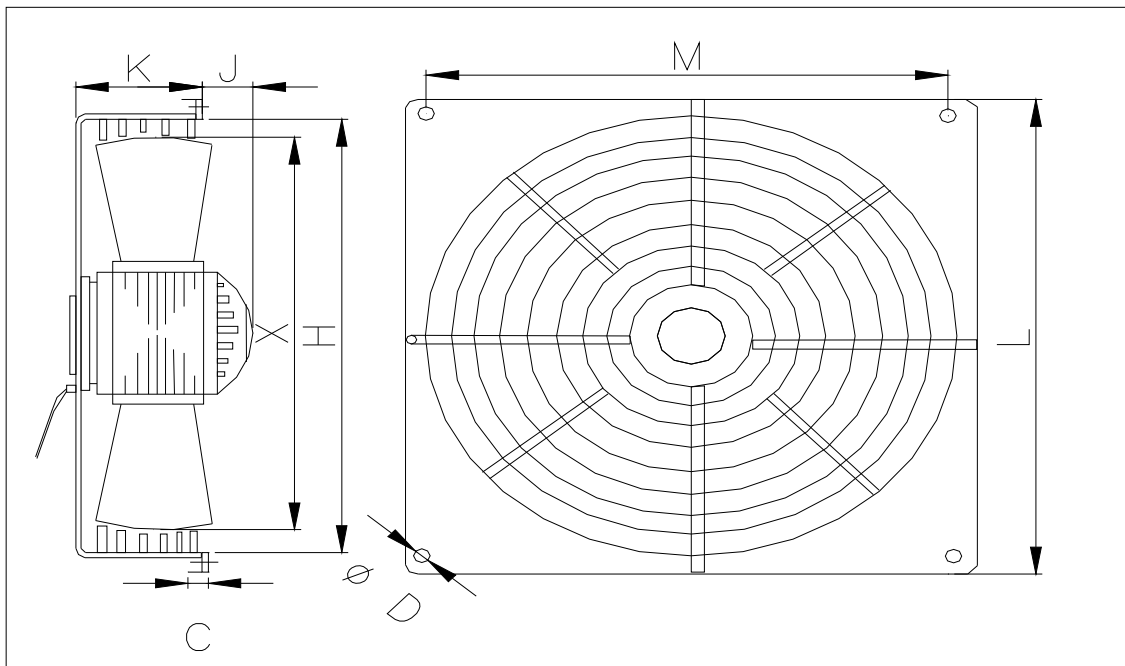
| <b>Fan Model</b> | <b>X</b> | <b>H</b> | <b>K</b> | <b>J</b> | <b>C</b> | <b>L</b> | <b>M</b> | <b>D</b> |
|------------------|----------|----------|----------|----------|----------|----------|----------|----------|
| 200              | 200      | 225      | 45       | 25       | 15       | 300      | 250      | 9        |
| 250              | 250      | 275      | 45       | 25       | 15       | 350      | 300      | 9        |
| 300              | 300      | 325      | 60       | 25       | 15       | 420      | 370      | 9        |
| 350              | 350      | 375      | 80       | 52       | 15       | 500      | 445      | 9        |
| 400              | 400      | 425      | 90       | 57       | 15       | 540      | 490      | 9        |
| 450              | 450      | 475      | 90       | 70       | 20       | 575      | 535      | 11       |
| 500              | 500      | 525      | 90       | 57       | 20       | 655      | 600      | 11       |
| 550              | 550      | 578      | 100      | 52       | 20       | 715      | 675      | 11       |
| 600              | 600      | 625      | 100      | 62       | 20       | 770      | 700      | 11       |
| 630              | 630      | 655      | 100      | 72       | 20       | 805      | 750      | 11       |
| 710              | 710      | 770      | 186      | 31       | 20       | 850      | 810      | 11       |
| 800              | 800      | 857      | 186      | 46       | 20       | 970      | 910      | 11       |
| 900              | 900      | 985      | 186      | 61       | 20       | 1070     | 1010     | 11       |

**Remark-** Tolerance as per UNI ISO22768/0.  
All dimensions are in mm.

AFK- Series:-

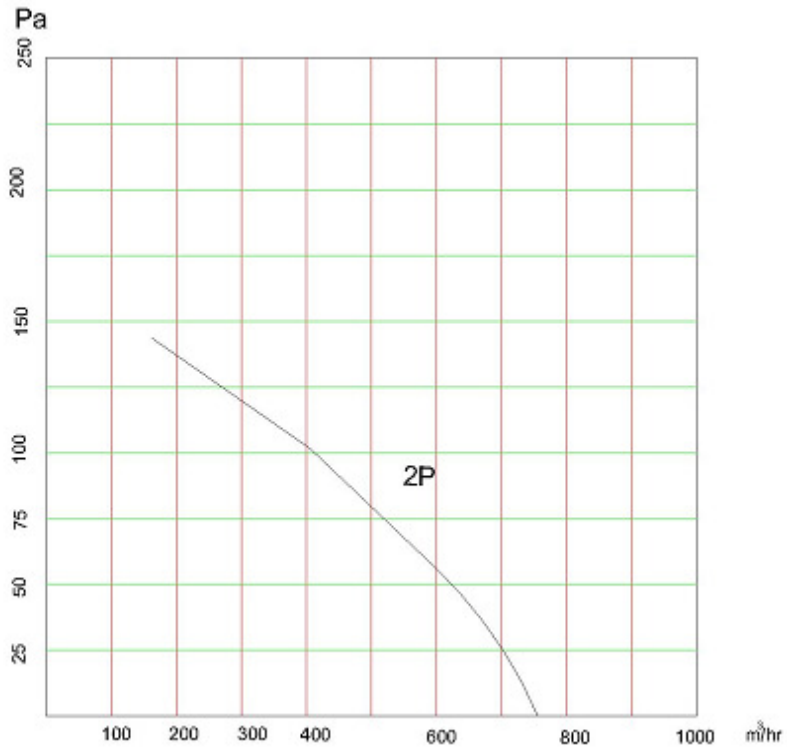


AFQ- Series:-

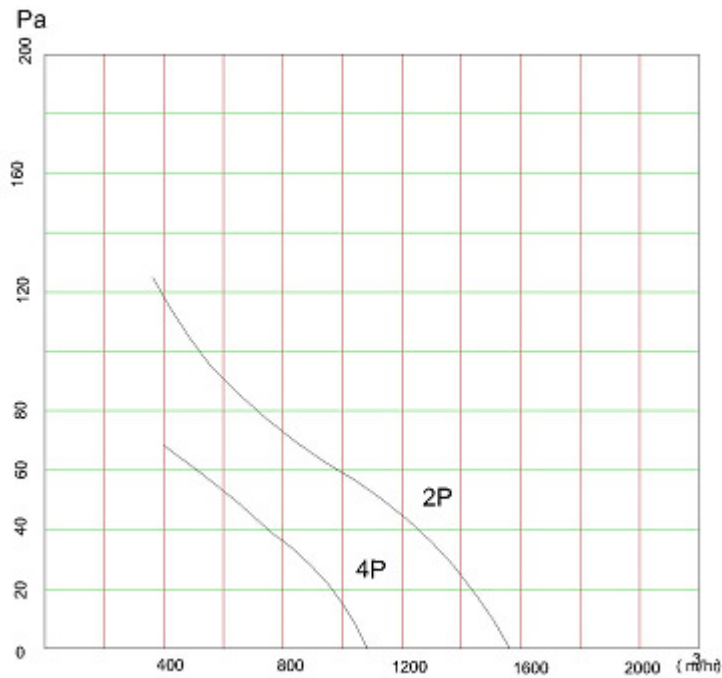


**PERFORMANCE CURVES**

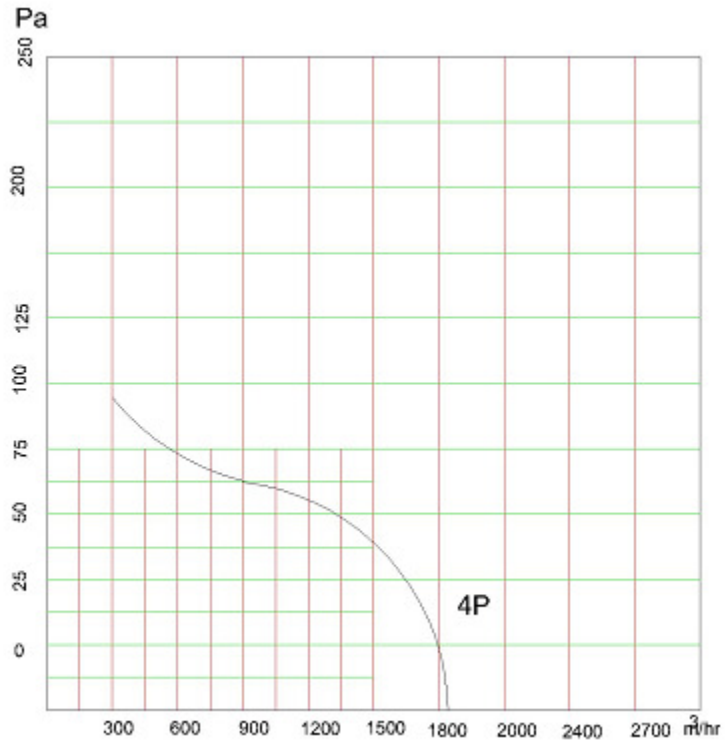
***AFK & AFQ-200***



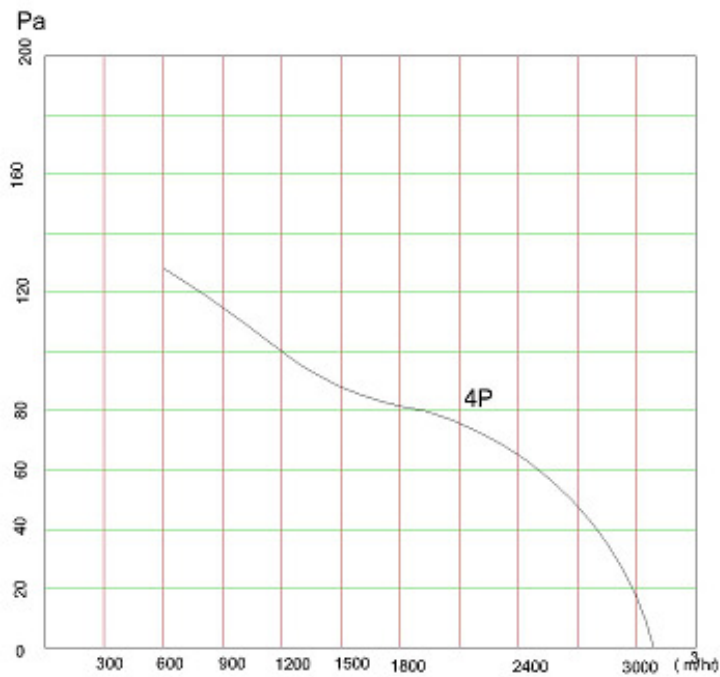
***AFK & AFQ -250***



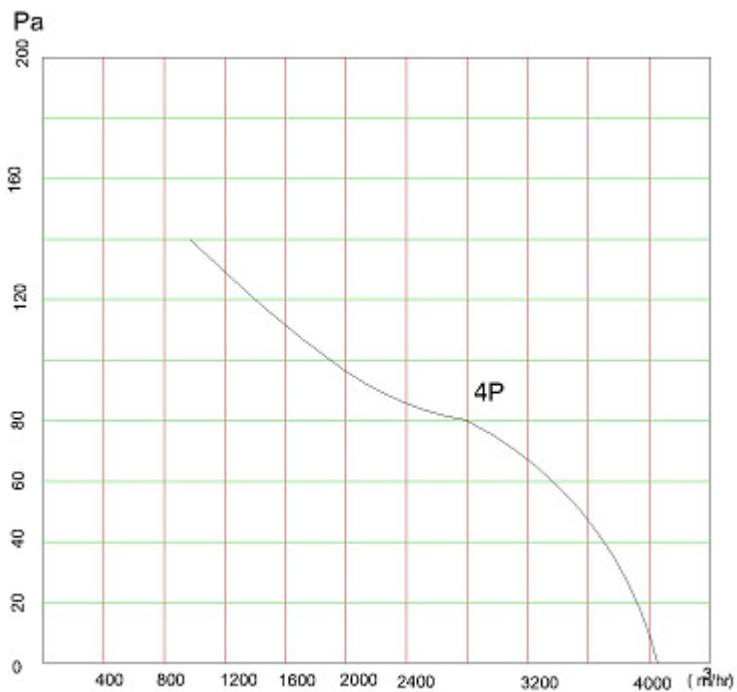
***AFK & AFQ -300***



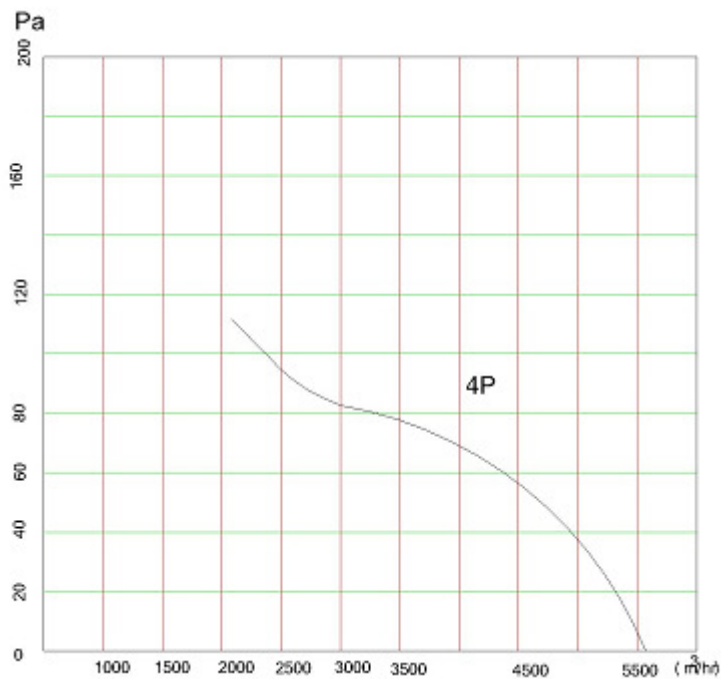
***AFK & AFQ -350***



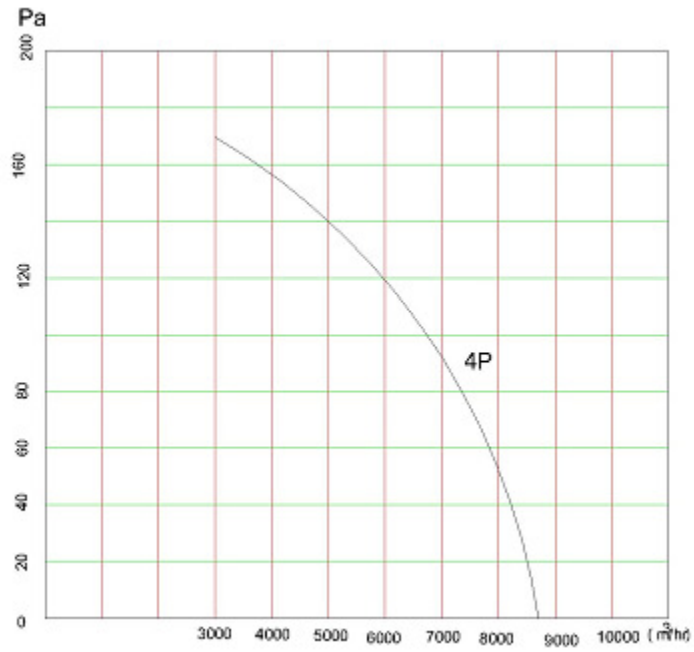
***AFK & AFQ -400***



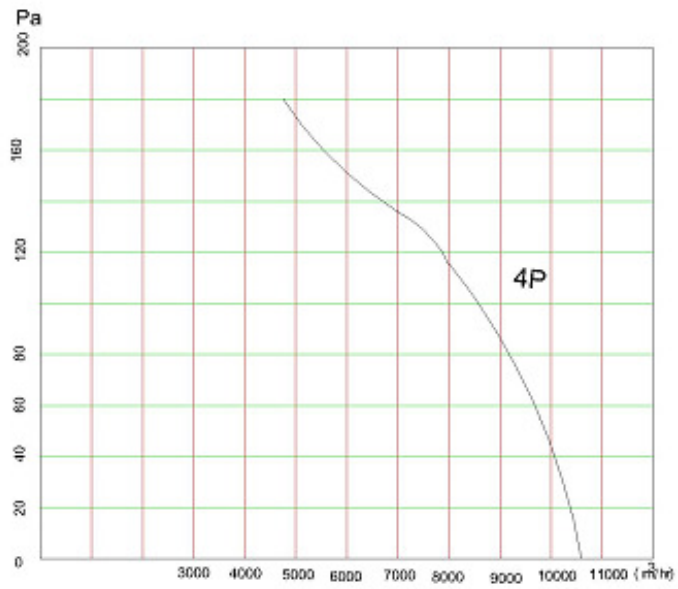
***AFK & AFQ -450***



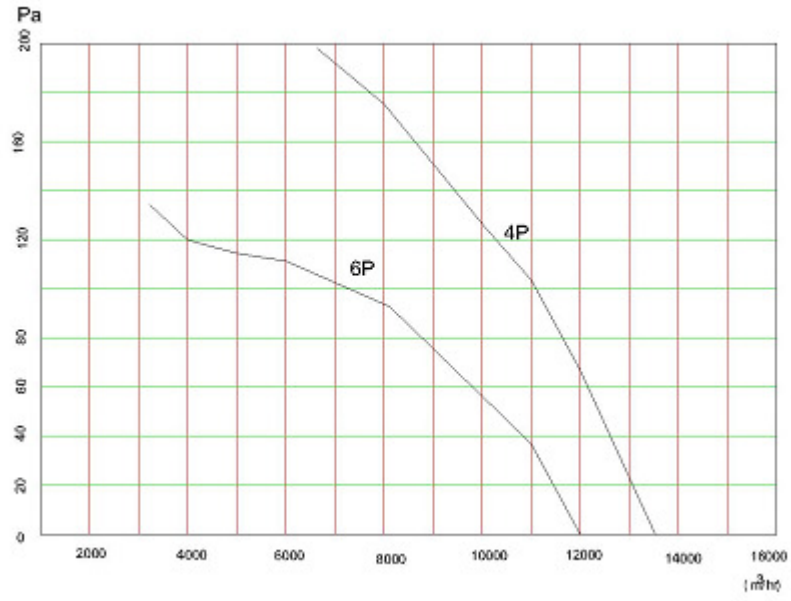
### *AFK & AFQ -500*



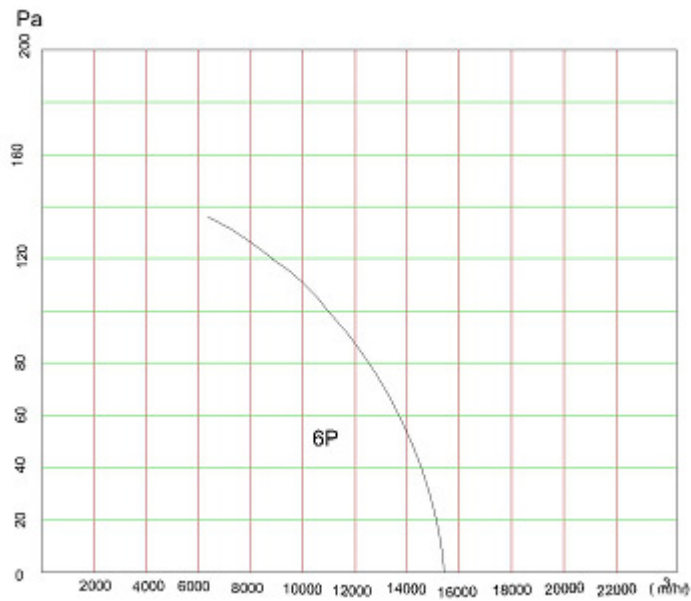
### *AFK & AFQ -550*



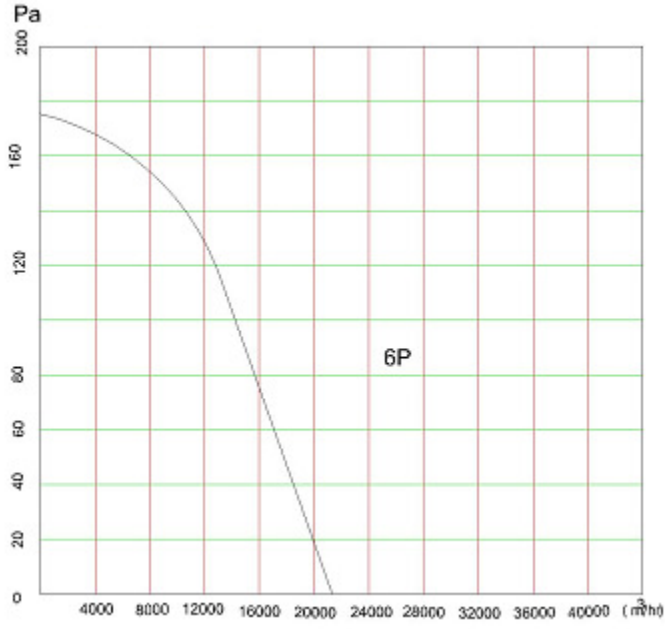
***AFK & AFQ -630***



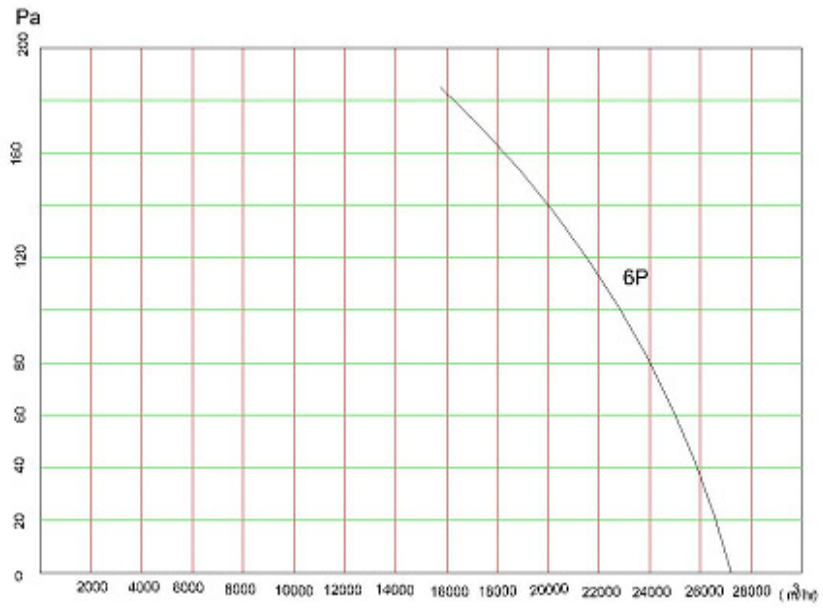
***AFK & AFQ -710***



***AFK & AFQ -800***



***AFK & AFQ -900***



**Fan reference detail for ordering:-**

Below are listed details of identification of the required fan.

**AF-----1-----2-----3-----4-----**

**Legend:**

**1-Configuration:**

“Q” with steel wall plate painted RAL 9005.



“K” with supporting guard only



**2- Impeller diameter in mm.**

**3- Motor phase.**

**4-Motor poles 4 and 6.**

**Remark**-Generally we supply THROW type fan, but suction type also available on request.

Nicotra India Pvt. Ltd.  
28 F & 29 Sector-31  
Greater Noida (U.P)-India

Telephone +91-0120-2399168  
Telefax +91-0120-.....  
E-Mail sales@nicotraindia.com